

## Stand Activity Summary for Quitman County BOE

**Filters Applied:** County:   
 Client Class:   
 District:   
 Client: Quitman County BOE   
 STR:   
 Activity:   
 Year: 2012 Through 2021

STR	Strata	Stand	Activity	Acre	Est. Cost	Est. Revenue
<b>2012</b>						
16 26N 1W	1	1	Regeneration, Artificial, Plant, Hand, Nuttall Oak	9	\$1,575.00	\$0.00
16 26N 1W	1	2	Regeneration, Artificial, Plant, Hand, Nuttall Oak	63	\$11,025.00	\$0.00
16 26N 1W	1	6	Regeneration, Artificial, Plant, Hand, Nuttall Oak	55	\$9,679.25	\$0.00
16 26N 1W	1	7	Regeneration, Artificial, Plant, Hand, Nuttall Oak	4	\$656.25	\$0.00
16 26N 1W	1	8	Regeneration, Artificial, Plant, Hand, Nuttall Oak	10	\$1,718.50	\$0.00
16 26N 2W	1	5	Harvest, Mechanical, Final, Machine, Misc Hardwood	4	\$111.24	\$1,384.32
16 26N 2W	1	6	Harvest, Mechanical, Final, Machine, Misc Hardwood	43	\$1,156.68	\$14,394.24
16 26N 2W	1	8	Harvest, Mechanical, Final, Machine, Misc Hardwood	38	\$1,026.00	\$12,768.00
16 26N 2W	1	16	Harvest, Mechanical, Final, Machine, Misc Hardwood	83	\$2,245.59	\$27,945.12
16 26N 2W	1	17	Harvest, Mechanical, Final, Machine, Misc Hardwood	18	\$497.88	\$6,195.84
16 26N 2W	1	19	Harvest, Mechanical, Final, Machine, Misc Hardwood	36	\$972.00	\$12,096.00
16 26N 2W	1	21	Harvest, Mechanical, Final, Machine, Misc Hardwood	16	\$419.58	\$5,221.44
16 27N 1W	1	8	Harvest, Mechanical, Final, Machine, Misc Hardwood	4	\$108.00	\$4,464.00
16 27N 1W	1	14	Harvest, Mechanical, Final, Machine, Misc Hardwood	37	\$1,011.69	\$41,816.52
16 27N 1W	1	16	Harvest, Mechanical, Final, Machine, Misc Hardwood	11	\$291.60	\$12,052.80
16 27N 1W	1	22	Harvest, Mechanical, Final, Machine, Misc Hardwood	3	\$91.80	\$3,794.40
16 28N 1W	1	7	Regeneration, Artificial, Supplemental, Hand, Nuttall Oak	23	\$3,976.00	\$0.00
16 28N 1W	1	8	Regeneration, Artificial, Supplemental, Hand, Nuttall Oak	20	\$3,424.75	\$0.00

STR	Strata	Stand	Activity	Acre	Est. Cost	Est. Revenue	
16 28N 1W	1	9	Regeneration, Artificial, Supplemental, Hand, Nuttall Oak	43	\$7,504.00	\$0.00	
16 28N 1W	1	13	Regeneration, Artificial, Supplemental, Hand, Nuttall Oak	12	\$2,100.00	\$0.00	
16 28N 1W	1	14	Regeneration, Artificial, Supplemental, Hand, Nuttall Oak	33	\$5,787.25	\$0.00	
16 28N 1W	1	15	Regeneration, Artificial, Supplemental, Hand, Nuttall Oak	5	\$852.25	\$0.00	
16 28N 1W	1	16	Regeneration, Artificial, Supplemental, Hand, Nuttall Oak	5	\$819.00	\$0.00	
16 28N 1W	1	20	Regeneration, Artificial, Supplemental, Hand, Nuttall Oak	4	\$728.00	\$0.00	
16 28N 1W	1	21	Regeneration, Artificial, Supplemental, Hand, Nuttall Oak	8	\$1,379.00	\$0.00	
16 28N 1W	1	23	Regeneration, Artificial, Supplemental, Hand, Nuttall Oak	2	\$381.50	\$0.00	
16 28N 1W	1	24	Regeneration, Artificial, Supplemental, Hand, Nuttall Oak	1	\$197.75	\$0.00	
16 28N 1W	1	25	Regeneration, Artificial, Supplemental, Hand, Nuttall Oak	0	\$84.00	\$0.00	
16 28N 1W	4	6	Regeneration, Artificial, Plant, Hand, Nuttall Oak	95	\$16,625.00	\$0.00	
				<b>Yearly Totals</b>	<b>685</b>	<b>\$76,444.56</b>	<b>\$142,132.68</b>
<b>2013</b>							
16 27N 1W	1	8	Regeneration, Artificial, Plant, Hand, Nuttall Oak	4	\$630.00	\$0.00	
16 27N 1W	1	14	Regeneration, Artificial, Plant, Hand, Nuttall Oak	37	\$6,557.25	\$0.00	
16 27N 1W	1	16	Regeneration, Artificial, Plant, Hand, Nuttall Oak	11	\$1,890.00	\$0.00	
16 27N 1W	1	22	Regeneration, Artificial, Plant, Hand, Nuttall Oak	3	\$595.00	\$0.00	
16 28N 1E	3	10	Regeneration, Artificial, Supplemental, Hand, Nuttall Oak	123	\$21,542.50	\$0.00	
				<b>Yearly Totals</b>	<b>178</b>	<b>\$31,214.75</b>	<b>\$0.00</b>
<b>2014</b>							
16 26N 2W	1	5	Regeneration, Artificial, Supplemental, Hand, Nuttall Oak	4	\$494.40	\$0.00	
16 26N 2W	1	6	Regeneration, Artificial, Supplemental, Hand, Nuttall Oak	43	\$5,140.80	\$0.00	
16 26N 2W	1	8	Regeneration, Artificial, Supplemental, Hand, Nuttall Oak	38	\$4,590.00	\$0.00	

STR	Strata	Stand	Activity	Acre	Est. Cost	Est. Revenue
16 26N 2W	1	16	Regeneration, Artificial, Supplemental, Hand, Nuttall Oak	83	\$9,980.40	\$0.00
16 26N 2W	1	17	Regeneration, Artificial, Supplemental, Hand, Nuttall Oak	18	\$2,160.00	\$0.00
16 26N 2W	1	19	Regeneration, Artificial, Supplemental, Hand, Nuttall Oak	36	\$4,266.00	\$0.00
16 26N 2W	1	21	Regeneration, Artificial, Supplemental, Hand, Nuttall Oak	16	\$1,864.80	\$0.00
16 28N 1W	1	7	Harvest, Mechanical, Thin, Machine, Misc Hardwood	23	\$795.20	\$10,564.80
16 28N 1W	1	8	Harvest, Mechanical, Thin, Machine, Misc Hardwood	20	\$684.95	\$9,100.05
16 28N 1W	1	9	Harvest, Mechanical, Thin, Machine, Misc Hardwood	43	\$1,500.80	\$19,939.20
16 28N 1W	1	13	Harvest, Mechanical, Thin, Machine, Misc Hardwood	12	\$420.00	\$5,580.00
16 28N 1W	1	14	Harvest, Mechanical, Thin, Machine, Misc Hardwood	33	\$1,157.45	\$15,377.55
16 28N 1W	1	15	Harvest, Mechanical, Thin, Machine, Misc Hardwood	5	\$170.45	\$2,264.55
16 28N 1W	1	16	Harvest, Mechanical, Thin, Machine, Misc Hardwood	5	\$163.80	\$2,176.20
16 28N 1W	1	20	Harvest, Mechanical, Thin, Machine, Misc Hardwood	4	\$145.60	\$1,934.40
16 28N 1W	1	21	Harvest, Mechanical, Thin, Machine, Misc Hardwood	8	\$275.80	\$3,664.20
16 28N 1W	1	23	Harvest, Mechanical, Thin, Machine, Misc Hardwood	2	\$76.30	\$1,013.70
16 28N 1W	1	24	Harvest, Mechanical, Thin, Machine, Misc Hardwood	1	\$39.55	\$525.45
16 28N 1W	1	25	Harvest, Mechanical, Thin, Machine, Misc Hardwood	0	\$16.80	\$223.20

<b>Yearly Totals</b>	<b>393</b>	<b>\$33,943.10</b>	<b>\$72,363.30</b>
----------------------	------------	--------------------	--------------------

## 2015

16 26N 1W	1	1	Harvest, Mechanical, Final, Machine, Misc Hardwood	9	\$299.25	\$4,104.00
16 26N 1W	1	2	Harvest, Mechanical, Final, Machine, Misc Hardwood	63	\$2,205.00	\$30,240.00
16 26N 1W	1	6	Harvest, Mechanical, Final, Machine, Misc Hardwood	55	\$1,935.85	\$26,548.80
16 26N 1W	1	7	Harvest, Mechanical, Final, Machine, Misc Hardwood	4	\$131.25	\$1,800.00
16 26N 1W	1	8	Harvest, Mechanical, Final, Machine, Misc Hardwood	10	\$343.70	\$4,713.60

STR	Strata	Stand	Activity	Acre	Est. Cost	Est. Revenue	
16 28N 1E	1	1	Stand Improvement, Chemical, Release, Hand, Woody Stems	92	\$9,200.00	\$0.00	
16 28N 1E	1	2	Stand Improvement, Chemical, Release, Hand, Woody Stems	8	\$821.00	\$0.00	
				<b>Yearly Totals</b>	<b>241</b>	<b>\$14,936.05</b>	<b>\$67,406.40</b>
<b>2016</b>							
16 28N 1E	1	1	Harvest, Mechanical, Thin, Machine, Misc Hardwood	92	\$3,220.00	\$69,000.00	
16 28N 1E	1	2	Harvest, Mechanical, Thin, Machine, Misc Hardwood	8	\$287.35	\$6,157.50	
16 28N 1E	3	10	Harvest, Mechanical, Final, Machine, Misc Hardwood	123	\$4,305.00	\$92,250.00	
				<b>Yearly Totals</b>	<b>223</b>	<b>\$7,812.35</b>	<b>\$167,407.50</b>
<b>2017</b>							
16 28N 1W	1	7	Harvest, Mechanical, Final, Machine, Misc Hardwood	23	\$805.00	\$12,696.00	
16 28N 1W	1	8	Harvest, Mechanical, Final, Machine, Misc Hardwood	20	\$684.95	\$10,802.64	
16 28N 1W	1	9	Harvest, Mechanical, Final, Machine, Misc Hardwood	43	\$1,500.80	\$23,669.76	
16 28N 1W	1	13	Harvest, Mechanical, Final, Machine, Misc Hardwood	12	\$420.00	\$6,624.00	
16 28N 1W	1	14	Harvest, Mechanical, Final, Machine, Misc Hardwood	33	\$1,157.45	\$18,254.64	
16 28N 1W	1	15	Harvest, Mechanical, Final, Machine, Misc Hardwood	5	\$170.45	\$2,688.24	
16 28N 1W	1	16	Harvest, Mechanical, Final, Machine, Misc Hardwood	5	\$163.80	\$2,583.36	
16 28N 1W	1	20	Harvest, Mechanical, Final, Machine, Misc Hardwood	4	\$145.60	\$2,296.32	
16 28N 1W	1	21	Harvest, Mechanical, Final, Machine, Misc Hardwood	8	\$275.80	\$4,349.76	
16 28N 1W	1	23	Harvest, Mechanical, Final, Machine, Misc Hardwood	2	\$76.30	\$1,203.36	
16 28N 1W	1	24	Harvest, Mechanical, Final, Machine, Misc Hardwood	1	\$39.55	\$623.76	
16 28N 1W	1	25	Harvest, Mechanical, Final, Machine, Misc Hardwood	0	\$16.80	\$264.96	
				<b>Yearly Totals</b>	<b>156</b>	<b>\$5,456.50</b>	<b>\$86,056.80</b>
<b>2018</b>							
16 28N 1E	1	1	Regeneration, Artificial, Supplemental, Hand, Nuttall Oak	92	\$16,100.00	\$0.00	

STR	Strata	Stand	Activity	Acre	Est. Cost	Est. Revenue
16 28N 1E	1	1	Stand Improvement, Chemical, Release, Hand, Woody Stems	110	\$11,000.00	\$0.00
16 28N 1E	1	2	Regeneration, Artificial, Supplemental, Hand, Nuttall Oak	8	\$1,436.75	\$0.00
16 28N 1E	1	7	Stand Improvement, Chemical, Release, Hand, Woody Stems	5	\$458.00	\$0.00
Yearly Totals				215	\$28,994.75	\$0.00
<b>2019</b>						
16 28N 1E	1	1	Harvest, Mechanical, Final, Machine, Misc Hardwood	92	\$3,220.00	\$85,284.00
16 28N 1E	1	1	Harvest, Mechanical, Thin, Machine, Misc Hardwood	110	\$3,850.00	\$82,500.00
16 28N 1E	1	2	Harvest, Mechanical, Final, Machine, Misc Hardwood	8	\$280.00	\$7,416.00
16 28N 1E	1	7	Harvest, Mechanical, Thin, Machine, Misc Hardwood	5	\$175.00	\$3,750.00
Yearly Totals				215	\$7,525.00	\$178,950.00
<b>2021</b>						
16 28N 1E	1	1	Regeneration, Artificial, Supplemental, Hand, Nuttall Oak	110	\$19,250.00	\$0.00
16 28N 1E	1	7	Regeneration, Artificial, Supplemental, Hand, Nuttall Oak	5	\$801.50	\$0.00
Yearly Totals				115	\$20,051.50	\$0.00
<b>Grand Totals</b>				<b>2,421</b>	<b>\$226,378.56</b>	<b>\$714,316.68</b>

Stand Activity Summary for  
Quitman County BOE

**Filters Applied:** County:  
Client Class:  
District:  
Client: Quitman County BOE  
STR:  
Activity: Harvest  
Year: 2012 Through 2021

STR	Strata	Stand	Activity	Acre	Est. Cost	Est. Revenue
<b>2012</b>						
16 26N 2W	1	5	Harvest, Mechanical, Final, Machine, Misc Hardwood	4	\$111.24	\$1,384.32
16 26N 2W	1	6	Harvest, Mechanical, Final, Machine, Misc Hardwood	43	\$1,156.68	\$14,394.24
16 26N 2W	1	8	Harvest, Mechanical, Final, Machine, Misc Hardwood	38	\$1,026.00	\$12,768.00
16 26N 2W	1	16	Harvest, Mechanical, Final, Machine, Misc Hardwood	83	\$2,245.59	\$27,945.12
16 26N 2W	1	17	Harvest, Mechanical, Final, Machine, Misc Hardwood	18	\$497.88	\$6,195.84
16 26N 2W	1	19	Harvest, Mechanical, Final, Machine, Misc Hardwood	36	\$972.00	\$12,096.00
16 26N 2W	1	21	Harvest, Mechanical, Final, Machine, Misc Hardwood	16	\$419.58	\$5,221.44
16 27N 1W	1	8	Harvest, Mechanical, Final, Machine, Misc Hardwood	4	\$108.00	\$4,464.00
16 27N 1W	1	14	Harvest, Mechanical, Final, Machine, Misc Hardwood	37	\$1,011.69	\$41,816.52
16 27N 1W	1	16	Harvest, Mechanical, Final, Machine, Misc Hardwood	11	\$291.60	\$12,052.80
16 27N 1W	1	22	Harvest, Mechanical, Final, Machine, Misc Hardwood	3	\$91.80	\$3,794.40
<b>Yearly Totals</b>				<b>294</b>	<b>\$7,932.06</b>	<b>\$142,132.68</b>
<b>2014</b>						
16 28N 1W	1	7	Harvest, Mechanical, Thin, Machine, Misc Hardwood	23	\$795.20	\$10,564.80
16 28N 1W	1	8	Harvest, Mechanical, Thin, Machine, Misc Hardwood	20	\$684.95	\$9,100.05
16 28N 1W	1	9	Harvest, Mechanical, Thin, Machine, Misc Hardwood	43	\$1,500.80	\$19,939.20
16 28N 1W	1	13	Harvest, Mechanical, Thin, Machine, Misc Hardwood	12	\$420.00	\$5,580.00
16 28N 1W	1	14	Harvest, Mechanical, Thin, Machine, Misc Hardwood	33	\$1,157.45	\$15,377.55

STR	Strata	Stand	Activity	Acre	Est. Cost	Est. Revenue	
16 28N 1W	1	15	Harvest, Mechanical, Thin, Machine, Misc Hardwood	5	\$170.45	\$2,264.55	
16 28N 1W	1	16	Harvest, Mechanical, Thin, Machine, Misc Hardwood	5	\$163.80	\$2,176.20	
16 28N 1W	1	20	Harvest, Mechanical, Thin, Machine, Misc Hardwood	4	\$145.60	\$1,934.40	
16 28N 1W	1	21	Harvest, Mechanical, Thin, Machine, Misc Hardwood	8	\$275.80	\$3,664.20	
16 28N 1W	1	23	Harvest, Mechanical, Thin, Machine, Misc Hardwood	2	\$76.30	\$1,013.70	
16 28N 1W	1	24	Harvest, Mechanical, Thin, Machine, Misc Hardwood	1	\$39.55	\$525.45	
16 28N 1W	1	25	Harvest, Mechanical, Thin, Machine, Misc Hardwood	0	\$16.80	\$223.20	
				<b>Yearly Totals</b>	<b>156</b>	<b>\$5,446.70</b>	<b>\$72,363.30</b>
<b>2015</b>							
16 26N 1W	1	1	Harvest, Mechanical, Final, Machine, Misc Hardwood	9	\$299.25	\$4,104.00	
16 26N 1W	1	2	Harvest, Mechanical, Final, Machine, Misc Hardwood	63	\$2,205.00	\$30,240.00	
16 26N 1W	1	6	Harvest, Mechanical, Final, Machine, Misc Hardwood	55	\$1,935.85	\$26,548.80	
16 26N 1W	1	7	Harvest, Mechanical, Final, Machine, Misc Hardwood	4	\$131.25	\$1,800.00	
16 26N 1W	1	8	Harvest, Mechanical, Final, Machine, Misc Hardwood	10	\$343.70	\$4,713.60	
				<b>Yearly Totals</b>	<b>140</b>	<b>\$4,915.05</b>	<b>\$67,406.40</b>
<b>2016</b>							
16 28N 1E	1	1	Harvest, Mechanical, Thin, Machine, Misc Hardwood	92	\$3,220.00	\$69,000.00	
16 28N 1E	1	2	Harvest, Mechanical, Thin, Machine, Misc Hardwood	8	\$287.35	\$6,157.50	
16 28N 1E	3	10	Harvest, Mechanical, Final, Machine, Misc Hardwood	123	\$4,305.00	\$92,250.00	
				<b>Yearly Totals</b>	<b>223</b>	<b>\$7,812.35</b>	<b>\$167,407.50</b>
<b>2017</b>							
16 28N 1W	1	7	Harvest, Mechanical, Final, Machine, Misc Hardwood	23	\$805.00	\$12,696.00	
16 28N 1W	1	8	Harvest, Mechanical, Final, Machine, Misc Hardwood	20	\$684.95	\$10,802.64	
16 28N 1W	1	9	Harvest, Mechanical, Final, Machine, Misc Hardwood	43	\$1,500.80	\$23,669.76	

STR	Strata	Stand	Activity	Acre	Est. Cost	Est. Revenue	
16 28N 1W	1	13	Harvest, Mechanical, Final, Machine, Misc Hardwood	12	\$420.00	\$6,624.00	
16 28N 1W	1	14	Harvest, Mechanical, Final, Machine, Misc Hardwood	33	\$1,157.45	\$18,254.64	
16 28N 1W	1	15	Harvest, Mechanical, Final, Machine, Misc Hardwood	5	\$170.45	\$2,688.24	
16 28N 1W	1	16	Harvest, Mechanical, Final, Machine, Misc Hardwood	5	\$163.80	\$2,583.36	
16 28N 1W	1	20	Harvest, Mechanical, Final, Machine, Misc Hardwood	4	\$145.60	\$2,296.32	
16 28N 1W	1	21	Harvest, Mechanical, Final, Machine, Misc Hardwood	8	\$275.80	\$4,349.76	
16 28N 1W	1	23	Harvest, Mechanical, Final, Machine, Misc Hardwood	2	\$76.30	\$1,203.36	
16 28N 1W	1	24	Harvest, Mechanical, Final, Machine, Misc Hardwood	1	\$39.55	\$623.76	
16 28N 1W	1	25	Harvest, Mechanical, Final, Machine, Misc Hardwood	0	\$16.80	\$264.96	
				<b>Yearly Totals</b>	<b>156</b>	<b>\$5,456.50</b>	<b>\$86,056.80</b>
<b>2019</b>							
16 28N 1E	1	1	Harvest, Mechanical, Final, Machine, Misc Hardwood	92	\$3,220.00	\$85,284.00	
16 28N 1E	1	1	Harvest, Mechanical, Thin, Machine, Misc Hardwood	110	\$3,850.00	\$82,500.00	
16 28N 1E	1	2	Harvest, Mechanical, Final, Machine, Misc Hardwood	8	\$280.00	\$7,416.00	
16 28N 1E	1	7	Harvest, Mechanical, Thin, Machine, Misc Hardwood	5	\$175.00	\$3,750.00	
				<b>Yearly Totals</b>	<b>215</b>	<b>\$7,525.00</b>	<b>\$178,950.00</b>
				<b>Grand Totals</b>	<b>1.184</b>	<b>\$39,087.66</b>	<b>\$714,316.68</b>

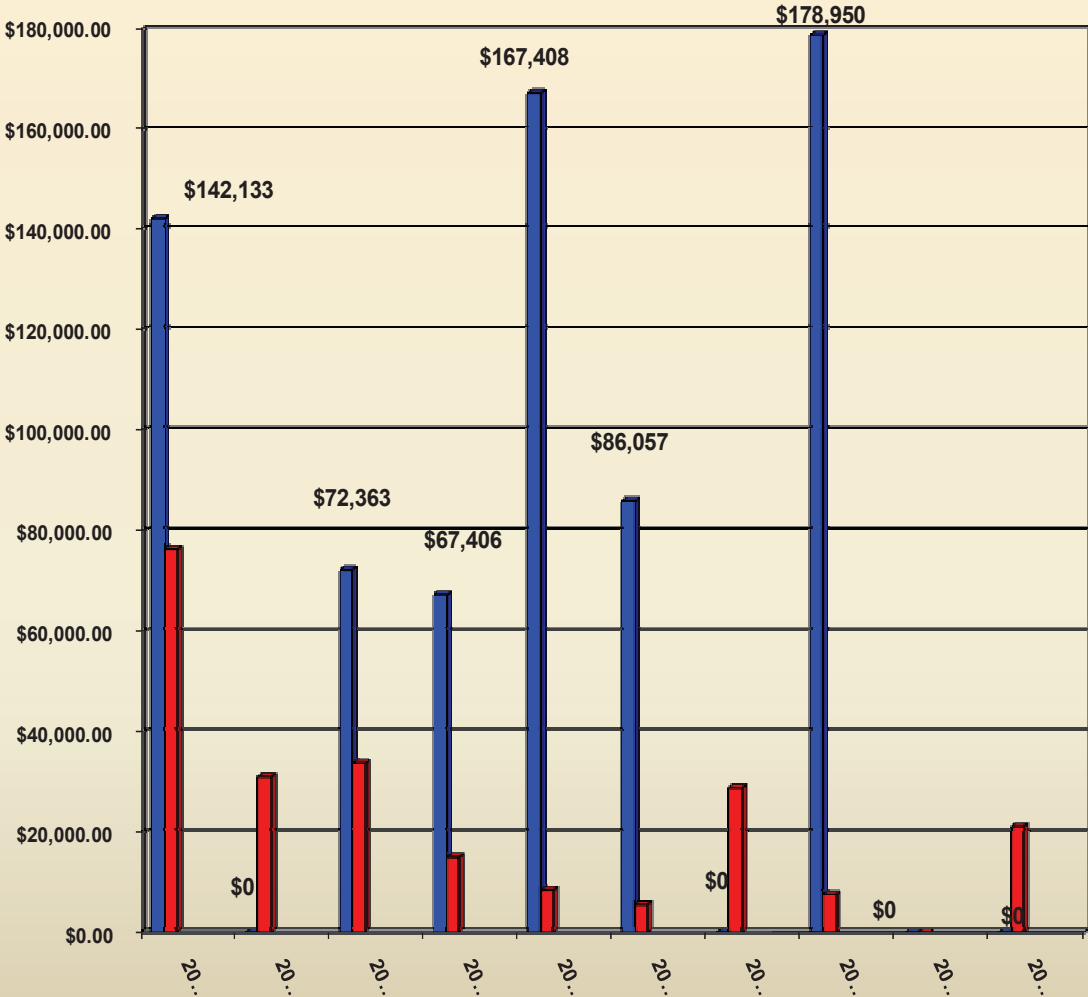


# Property Activities Report

**Filters Applied:** County:   
 Client Class:   
 District:   
 Client: Quitman County BOE   
 STR:   
 Year: 2012 Through 2021

Client Name	Plan Year	STR	Act. Name	Method	Practice	Application	Est. Cost	Act. Object	Est. Miles
<b>Quitman County BOE</b>									
2016									
16 28N 1E									
Property Activities									
				Maintain	Paint	Hand	\$612.46	Property Boundary	2.27
Totals							\$612.46		2.27
Summary for 'PlanYear' = 2016									
Totals							\$612.46		2.27
2021									
16 28N 1E									
Property Activities									
				Maintain	Paint	Hand	\$612.46	Property Boundary	2.27
Totals							\$612.46		2.27
Summary for 'PlanYear' = 2021									
Totals							\$612.46		2.27
Summary for Quitman County BOE									
Totals							\$1,224.93		4.54
<b>Grand Totals</b>							<b>\$1,224.93</b>		<b>4.54</b>

# QUITMAN COUNTY REVENUE – EXPENSES 2012-2021



■ REVENUE  
■ EXPENSE

These are estimated Revenue and Expenses

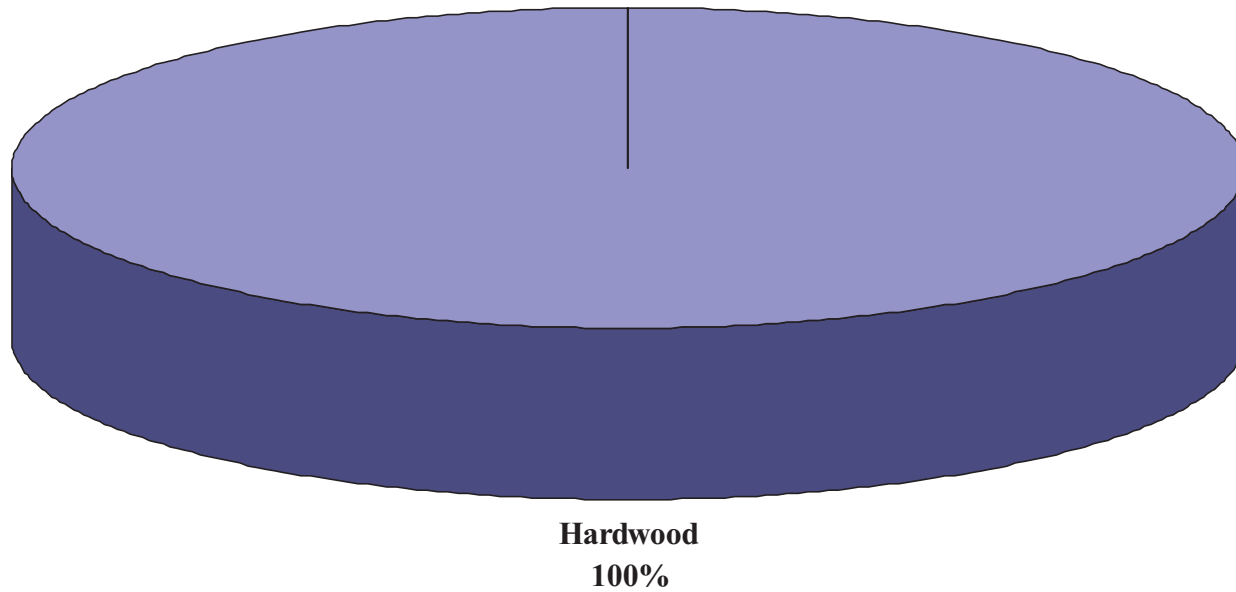
**Filters Applied:**

County:  
Client Class:

District:  
Client: Quitman County BOE

STR:

## Broad Cover Type Distribution



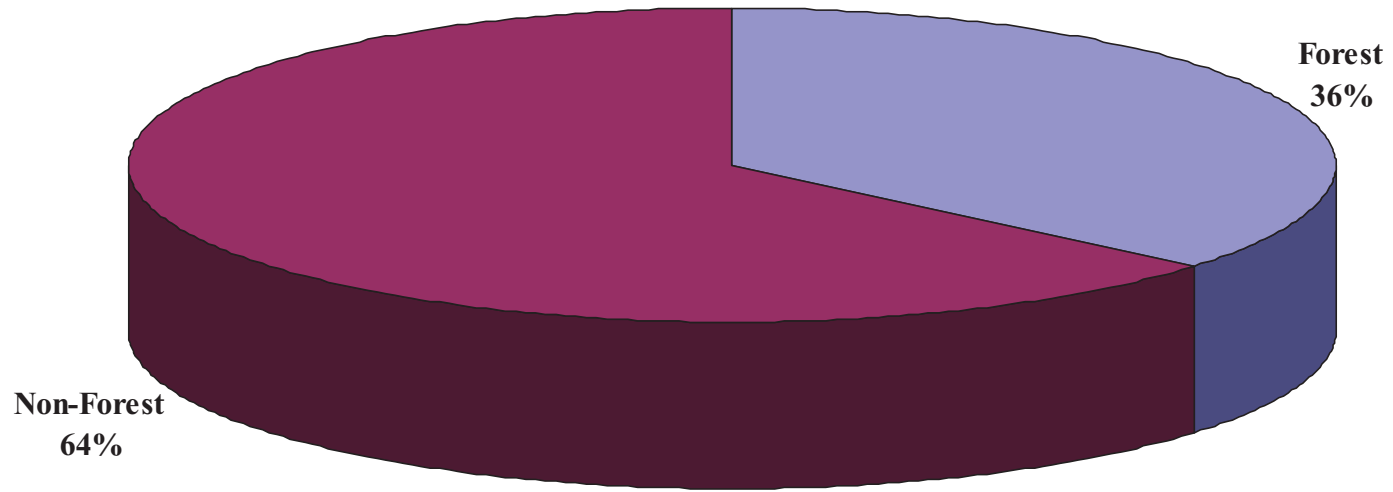
**Filters Applied:**

County:  
Client Class:

District:  
Client: Quitman County BOE

STR:

### Land Use Distribution



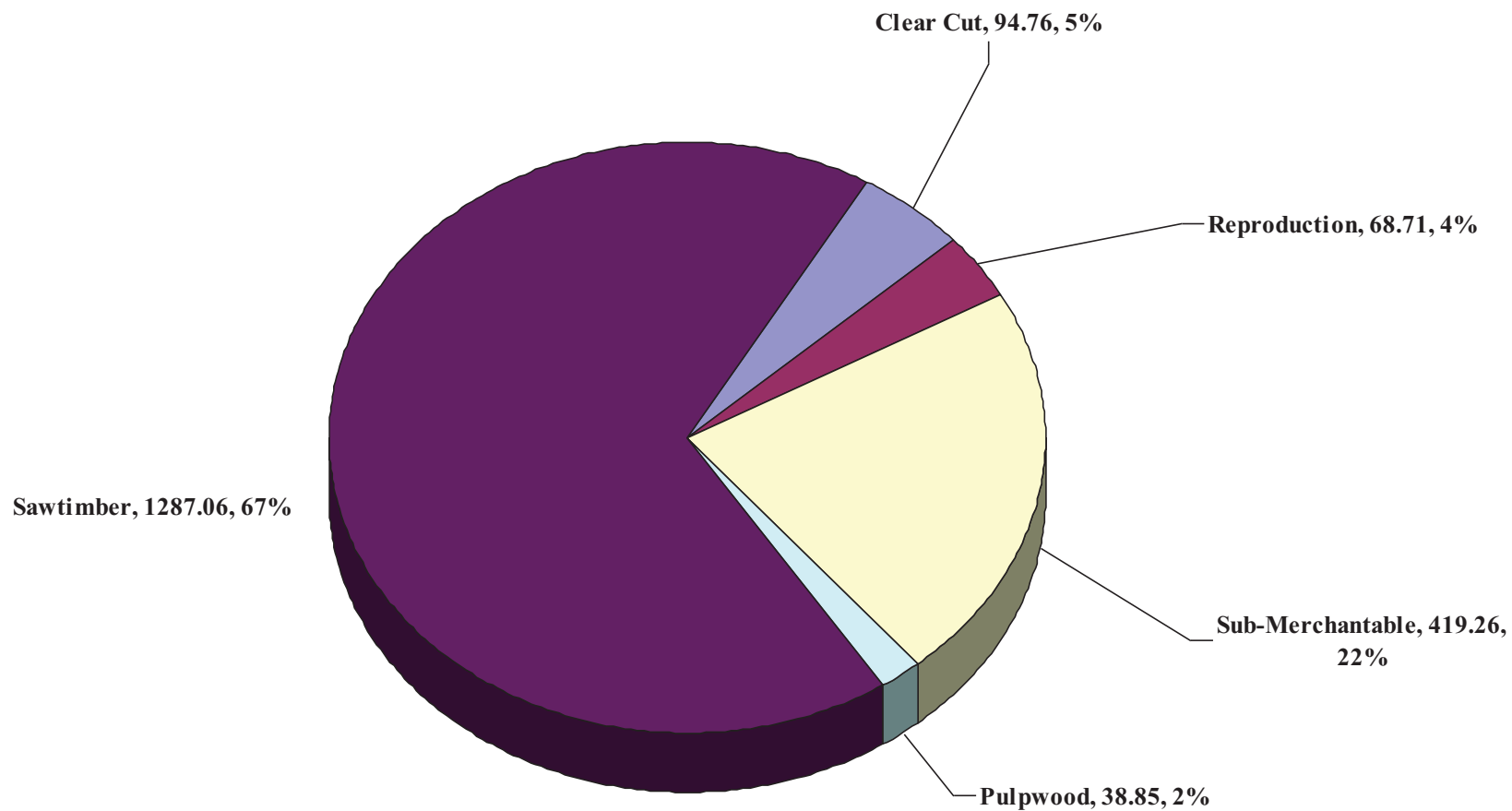
**Filters Applied:**

County:  
Client Class:

District:  
Client: Quitman County BOE

STR:

### Forested Stands Class Distribution by Acres



**Filters Applied:**

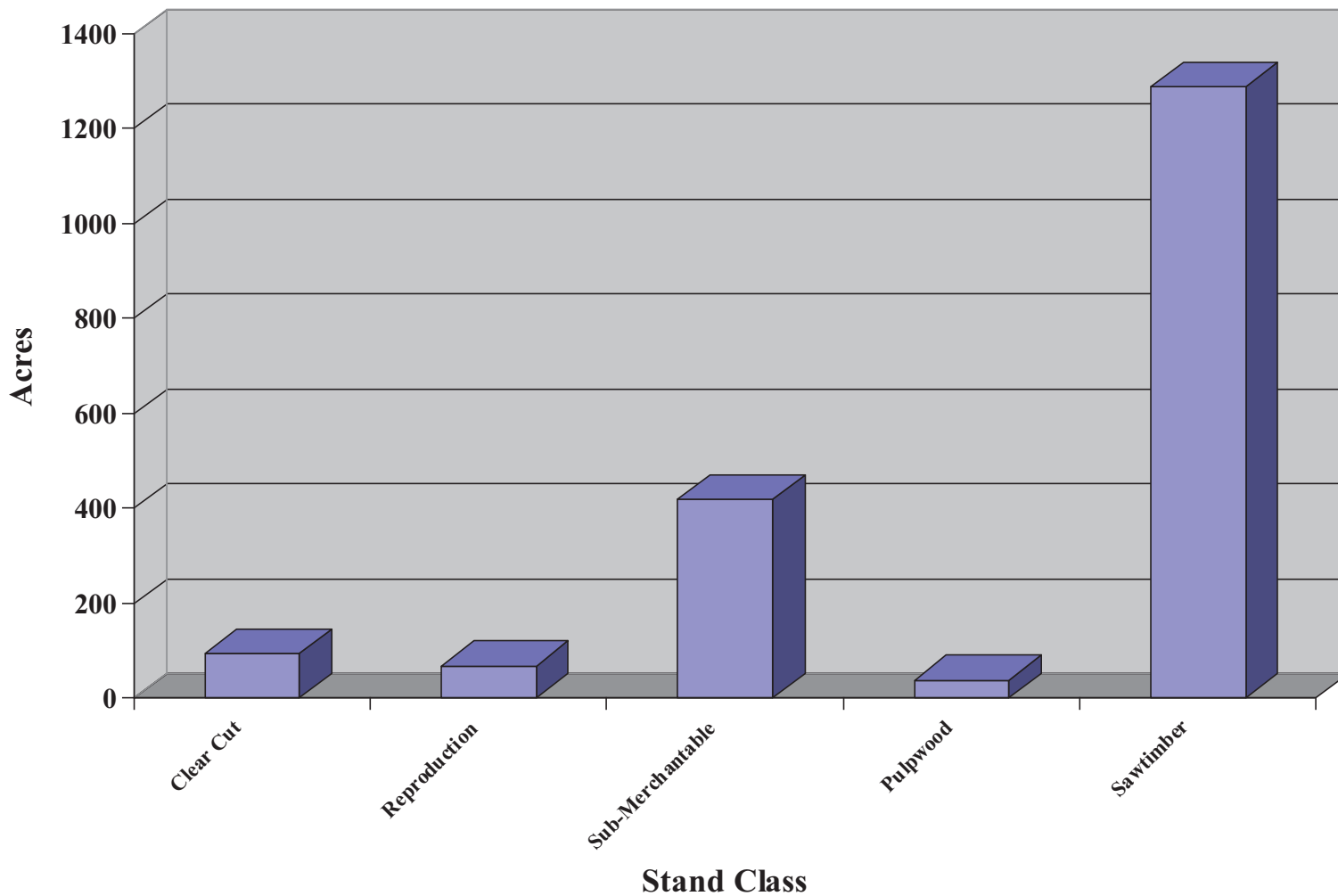
County:  
District:

Client: Quitman County BOE  
STR:

Broad Cover Type:  
Client Class:

Stand Age: Through

### Forested Stands Graph



**Filters Applied:** County:  
District:

Client: Quitman County BOE  
STR:

Broad Cover Type:  
Client Class:

Stand Age: Through

### Age Distribution Graph

